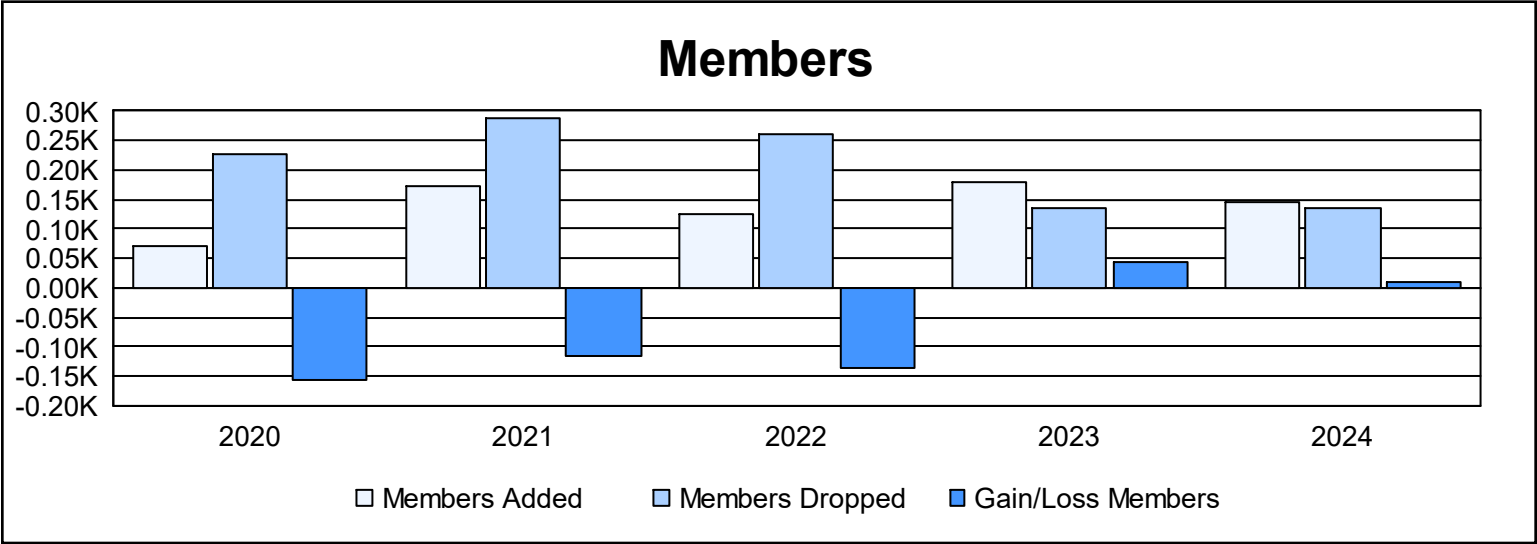
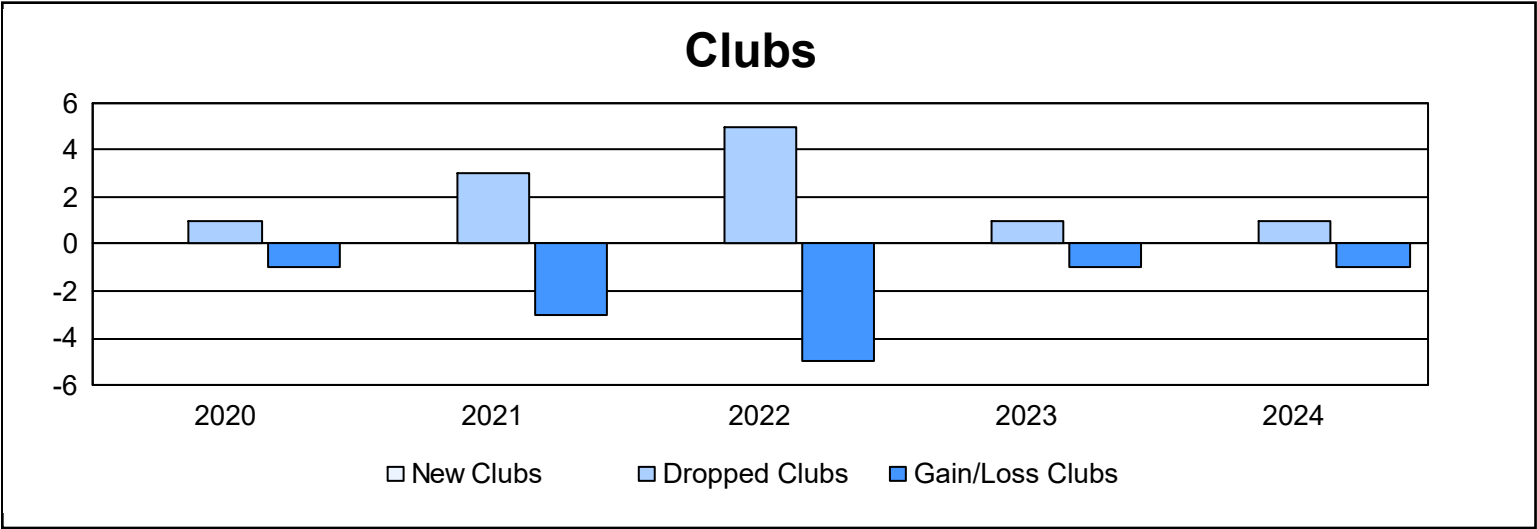
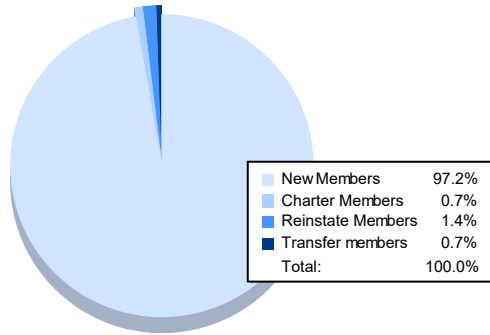


| Year      | New Clubs | Dropped Clubs | Gain/ Loss Clubs | New Members | Charter Members | Reinstate Members | Transfer Members | Total Member Added | Total Members Dropped | Gain/ Loss Members |
|-----------|-----------|---------------|------------------|-------------|-----------------|-------------------|------------------|--------------------|-----------------------|--------------------|
| 2019-2020 | 0         | 1             | -1               | 67          | 1               | 4                 | 0                | 72                 | 228                   | -156               |
| 2020-2021 | 0         | 3             | -3               | 103         | 11              | 55                | 3                | 172                | 289                   | -117               |
| 2021-2022 | 0         | 5             | -5               | 95          | 14              | 10                | 5                | 124                | 260                   | -136               |
| 2022-2023 | 0         | 1             | -1               | 151         | 8               | 14                | 5                | 178                | 134                   | 44                 |
| 2023-2024 | 0         | 1             | -1               | 141         | 1               | 2                 | 1                | 145                | 135                   | 10                 |
| Average   | 0         | 2             | -2               | 111         | 7               | 17                | 3                | 138                | 209                   | -71                |



### Membership Composition June 2024 Cumulative



### Gender Composition June 2024 Cumulative

